



40WHP  
For residential application

# MONO AND MULTI-SPLIT HIGH WALL AIR-CONDITIONER






# MONO AND MULTI-SPLIT HIGH-WALL AIR-CONDITIONER – 40WHP

## 40WHP

40WHP IS AN INNOVATIVE, HIGH EFFICIENCY AIR-CONDITIONER, REACHING PREMIUM COMFORT LEVELS BOTH FOR ITS SILENT OPERATION AND AIR QUALITY. THANKS TO ITS CUSTOMIZABLE DESIGN, 40WHP CAN BECOME A REFINED FURNISHING ELEMENT TO PERSONALIZE YOUR HOME SPACES.



### High-efficiency

A+++ /A+++ efficiency class (range from D to A+++);  
SEER<sup>(\*)</sup> up to 8,70; SCOP<sup>(\*\*)</sup> up to 5,10 for high comfort and energy-saving in all seasons.



### Customizable design

40WHP features a refined textile fabric cover, that is available in 2 colors as standard (dark and light grey), and 4 additional colors as options.



### Silent operation

Offers excellent levels of acoustic comfort, thanks to specific functions:  
outdoor unit: down to 37 dB(A);  
indoor unit: down to 19 dB(A).



### Top air-quality

Thanks to the Blue filters, the Plasma ionizer and a special treatment on the exchanger, 40WHP offers premium healthy air.



### Inverter technology with modulating power

Adapts the power output to the temperature room, to optimize consumption.



### Year-round comfort

Operating in a wide temperature range:  
from -15°C to +46°C in cooling;  
from -15°C to +24°C in heating.



### Refrigerant R32

Refrigerant R32 (GWP=675) has a lower environmental impact than traditional refrigerants<sup>(\*\*\*)</sup> and meets the greenhouse emissions phase-down requirements, according to EU F-gas Regulation.



### A flexible range

40WHP comes in 3 sizes from 2.5kW to 4.6kW in Monosplit, and is compatible with Multisplit outdoor units up to 5 indoor units, from 3.3kW to 10kW.



Carrier participates in the ECP program for Comfort Air Conditioners (AC)  
Check ongoing validity of certificate: [www.eurovent-certification.com](http://www.eurovent-certification.com)



<sup>(\*)</sup> SEER= Seasonal Energy Efficiency Ratio (in cooling)

<sup>(\*\*)</sup> SCOP= Seasonal Coefficient of Performance (in heating)

<sup>(\*\*\*)</sup> e.g. R410A

## MONO AND MULTI-SPLIT HIGH-WALL AIR-CONDITIONER – 40WHP

### CUSTOMIZE YOUR HOME WITH STYLE



Thank to this flexible and stylish range, you can personalize each room of your home with creativity. By choosing the cover color you prefer, your 40WHP can either give a strong personality to your room or operate in elegant discretion, according to your tastes. And what's more, **dressing your 40WHP is so simple, that you can do it yourself.**

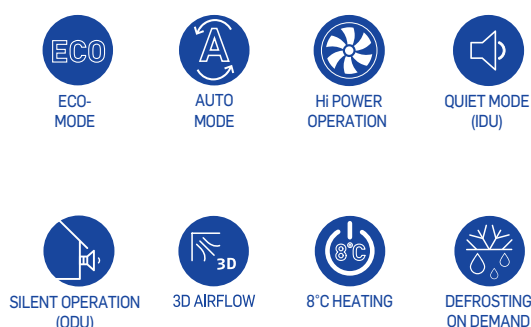


### PREMIUM COMFORT LEVELS



Among the Carrier air-conditioners offer, 40WHP offers premium comfort levels, both in silent operation and air-quality, without compromising high efficiency. Its **blue filters**, capturing up to 95% of PM2,5 (\*), together with the **Plasma ionizer**, neutralizing over 99,2% of bacteria and viruses (\*\*), provide healthy air inside the home. Thanks to a **special treatment on the exchanger surface**, dust and impurities are drained and removed with condensation water.

### YOUR HOME COMFORT ALWAYS UNDER CONTROL



**40WHP elegant, intuitive remote control**, with backlit display, allows you customize your comfort, easily managing all the functions of adjustment and selecting from the special ones that best meet your lifestyle.

From home or wherever you are, **you can manage your comfort via Smartphone or Tablet through the Carrier in the Air App**, thanks to the Wi-Fi module, embedded in the indoor unit. This user-friendly App offers in addition the possibility of **energy monitoring**, besides being compatible with Google Home Assistant and Amazon Alexa.



(\*) Nantong deli purification equipment factory Co, Ltd.

(\*\*) Tested in Japan Textile Products Quality and Technology Center(QTEC)

## TECHNICAL SPECIFICATIONS

| INDOOR UNIT                       |               | 40WHPF025D1A0TEE     | 40WHPF035D1A0TEE     | 40WHPF046D1A0TEE     |
|-----------------------------------|---------------|----------------------|----------------------|----------------------|
| OUTDOOR UNIT*                     | u.o.m         | 38WHS025A1A0TEE      | 38WHS035A1A0TEE      | 38WHS046A1A0TEE      |
| Cooling capacity                  | kW            | 2,5                  | 3,5                  | 4,6                  |
| Cooling range (min. - max.)       | kW            | (0,89 - 3,20)        | (1,00 - 4,10)        | (1,20 - 5,30)        |
| Power input (min. - rated - max.) | kW            | (0,19 - 0,54 - 0,79) | (0,25 - 0,80 - 1,12) | (0,34 - 1,35 - 1,72) |
| SEER                              |               | 8,50                 | 8,70                 | 7,80                 |
| Energy efficiency class           | D → A+++ (**) | A+++                 | A+++                 | A++                  |
| Heating capacity                  | kW            | 3,2                  | 4,2                  | 5,5                  |
| Heating range (min. - max.)       | kW            | (0,90 - 4,70)        | (1,00 - 5,30)        | (1,10 - 6,30)        |
| Power input (min. - rated - max.) | kW            | (0,18 - 0,74 - 1,23) | (0,20 - 1,08 - 1,55) | (0,30 - 1,52 - 1,90) |
| SCOP                              |               | 5,10                 | 5,10                 | 4,60                 |
| Energy efficiency class           | D → A+++ (**) | A+++                 | A+++                 | A++                  |

| INDOOR UNIT                    | u.o.m | 40WHPF025D1A0TEE | 40WHPF035D1A0TEE | 40WHPF046D1A0TEE |
|--------------------------------|-------|------------------|------------------|------------------|
| Sound pressure level (h/quiet) | dB(A) | 41/19            | 43/19            | 45/21            |
| Dimensions (hxwx d)            | mm    | 300 x 987 x 210  | 300 x 987 x 210  | 300 x 987 x 210  |

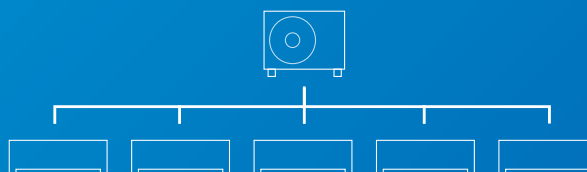
| OUTDOOR UNIT *                  | u.o.m | 38WHS025A1A0TEE | 38WHS035A1A0TEE | 38WHS046A1A0TEE |
|---------------------------------|-------|-----------------|-----------------|-----------------|
| Sound pressure level (h/silent) | dB(A) | 44/37           | 46/39           | 48/40           |
| Dimensions (hxwx d)             | mm    | 550 x 780 x 290 | 550 x 780 x 290 | 550 x 780 x 290 |

(\*) Outdoor data contained in this table only refer to the mono-split system. For multi-split systems please refer to the data contained in the Monosplit and Multisplit Catalog.

(\*\*) The energy efficiency class range of this product category is from D to A+++.



MONO-SPLIT SYSTEM



MULTI-SPLIT SYSTEM

[www.carrier.com](http://www.carrier.com)

01/2025  
B-RLC-032\_40WHP-EN

Carrier is committed to continuously improving its products to ensure the highest quality and reliability standards, and to meet local regulations and market requirements. All features and specifications are subject to change without prior notice.



©2024 Carrier. All Rights Reserved.

All trademarks and service marks referred herein are property of their respective owners.

Photo credit: Adobestock